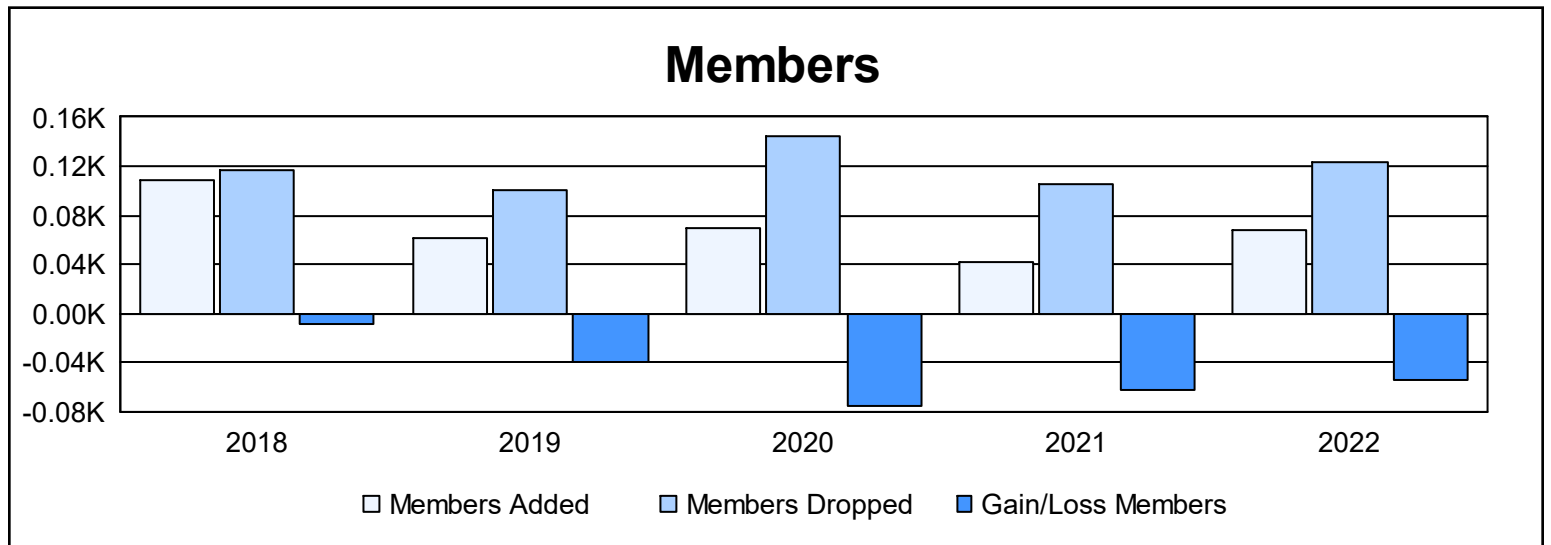
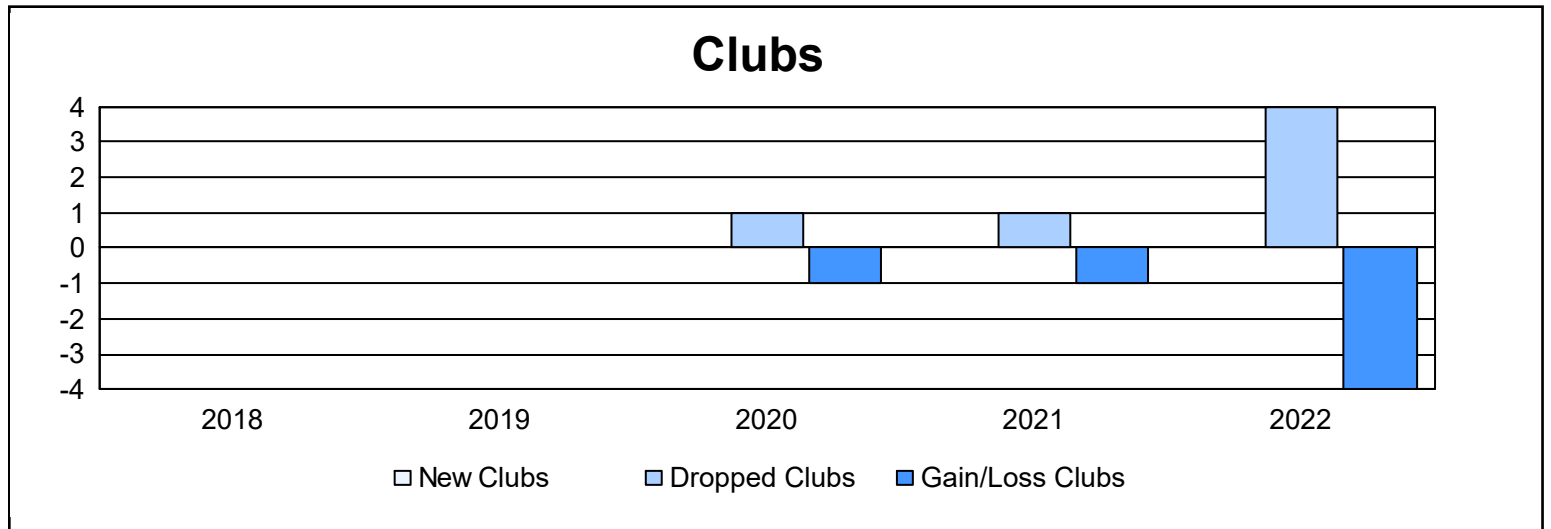
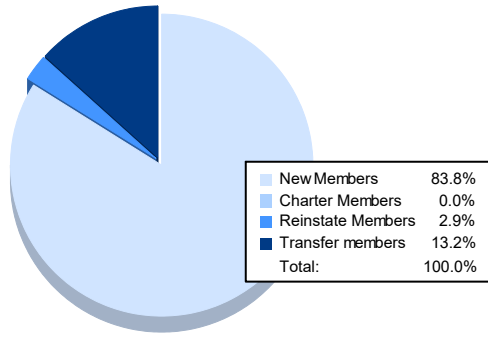


| Year           | New Clubs | Dropped Clubs | Gain/ Loss Clubs | New Members | Charter Members | Reinstate Members | Transfer Members | Total Member Added | Total Members Dropped | Gain/ Loss Members |
|----------------|-----------|---------------|------------------|-------------|-----------------|-------------------|------------------|--------------------|-----------------------|--------------------|
| 2017-2018      | 0         | 0             | 0                | 99          | 1               | 5                 | 4                | 109                | 117                   | -8                 |
| 2018-2019      | 0         | 0             | 0                | 52          | 0               | 4                 | 5                | 61                 | 101                   | -40                |
| 2019-2020      | 0         | 1             | -1               | 50          | 1               | 1                 | 17               | 69                 | 145                   | -76                |
| 2020-2021      | 0         | 1             | -1               | 28          | 0               | 11                | 3                | 42                 | 105                   | -63                |
| 2021-2022      | 0         | 4             | -4               | 57          | 0               | 2                 | 9                | 68                 | 123                   | -55                |
| <b>Average</b> | <b>0</b>  | <b>1</b>      | <b>-1</b>        | <b>57</b>   | <b>0</b>        | <b>5</b>          | <b>8</b>         | <b>70</b>          | <b>118</b>            | <b>-48</b>         |



### Membership Composition June 2022 Cumulative



### Gender Composition June 2022 Cumulative

